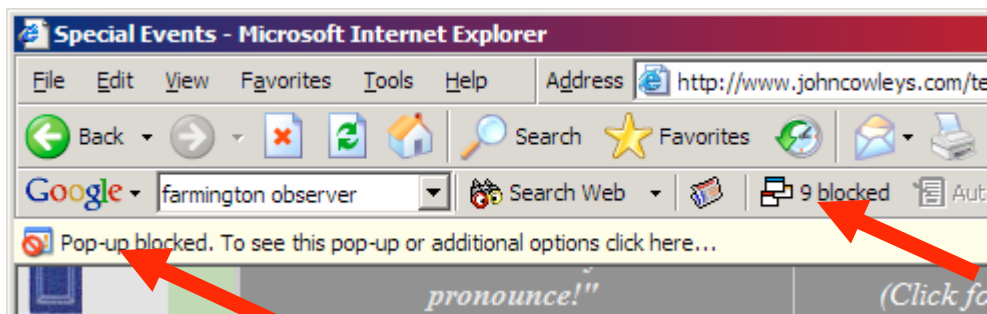




How to enable POP-UP windows

Some versions of browsers and browser plug-ins do not allow pop-up windows. This site uses pop-up windows to help the visitor navigate and find information. Since we do not use pop-up windows for any advertising, it is safe to always allow pop-ups from our web site.

If you hover over a link, or click on a link and do not see the associated pop-up, please check for these messages...

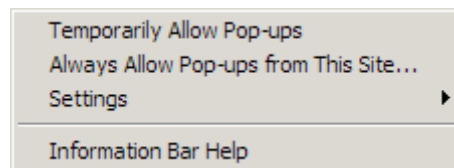


If you are using the Google Tool Bar:

Click on the button that reads "X blocked". The tool bar will now allow pop-ups from the site you are visiting.

If you see the pale-yellow message bar:

This message is telling you that you are protected from unwanted pop-up windows. Using your mouse, click once on the pale-yellow message bar to see this menu;



Using your mouse, click on "Always Allow Pop-ups from This Site..."; You will then be prompted to confirm this selection.

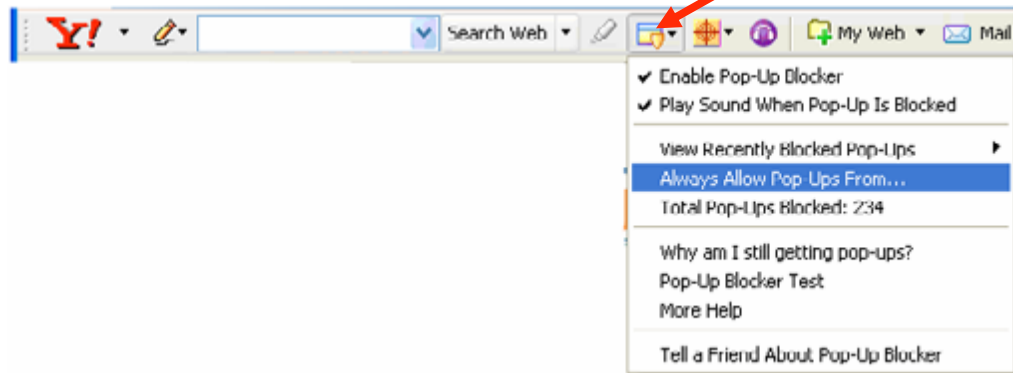


Using your mouse, click on "Yes", and you will now have complete access to the John Cowley's website.



If you hear a “beep” and nothing happens:

You may have a tool bar or browser extension installed with pop-up blocking capabilities. YAHOO! toolbar has this functionality built in. To enable pop-ups from this site, look for this icon:



Select “Always Allow Pop-Ups From...” and you will see a dialog box that will ask about the site you are visiting. When this dialog box is displayed, select the site and click on ALLOW. Close the dialog box and you should now be able to access all content requiring pop-ups.

